

Free EV Charger + Rebate FAQ



Can I really get a free EV charger for my home?

Yes! LPEA gives out FREE level 2 home chargers to any LPEA member who owns or leases an electric vehicle or plug-in hybrid electric vehicle.

How do I get a free level 2 home charger?


1. To get started, you need to be ready to have a **240V outlet on a dedicated 50amp circuit** installed in your home. If you have one installed already, you're ready for a charger. If not, we recommend you contact 2-3 electricians to get a quote.
2. Once you have an outlet installed or an electrician lined up, you must submit an application. At a minimum, you'll need to provide:
 - A completed and signed application. Application forms are at lpea.coop/rebates.
 - Proof of purchase/ownership of an electric vehicle. Registration or Bill of Sale is best. Vehicle reservations do not qualify.
 - If you are applying for the installation rebate too, you will need to eventually provide a W9 form completed by you (not a contractor) and an installation invoice from the electrician.


3. Submit the online rebate form and email it to rebates@lpea.coop, mail it to LPEA, OR drop it by one of our offices.
4. Allow 2-3 business days (Mon-Thu) for applications to be reviewed and processed. Chargers will not be issued same day.
5. Pick up your free charger at one of our offices, and you'll receive instructions on how to set up and connect your charger to LPEA's program. You must complete the connection process as soon as you have it installed.
6. Submit your installation invoice from your electrician as soon as possible (It must be within 90 days of installation to be eligible for rebate).
7. Enjoy charging on a free level 2 charger at home!

What's the fine print?

Members who participate in LPEA's free charger program must maintain an active Wi-Fi connection and an active connection to LPEA's program. They agree to allow LPEA access to their charger and charging data. LPEA wants to learn from members' charging patterns and needs to make sure we are able to respond to growing demand for electric vehicles on our grid.

Chargers are also programmed to avoid charging during on-peak hours, which saves money for EV drivers and the whole LPEA membership by avoiding high peak power costs.



LPEA
La Plata Electric Association, Inc.
A Touchstone Energy® Cooperative 



What electrical do I need to be installed to work a level 2 home charger?

You need to have a **240V outlet on a dedicated 50amp circuit**. The chargers we provide come in two different plug configurations - a NEMA 14-50 and a NEMA 6-50. See photo here. It doesn't matter which you put in, both are functionally the same, but you will need to note on your application which plug type you'll require, so make sure to ask your electrician. Make sure to have the outlet placed in an accessible location within 12 inches of where you plan to hang the charger. The cord from wall plug to charger is 12", the cord from charger to vehicle is 23ft.



What kind of level 2 home charger does LPEA provide?

We currently provide a ChargePoint Home Flex Level 2 Charger; here's a [datasheet](#) for your reference.


When can I get the free charger?

Once you complete the application and provide all the required documentation (assuming chargers are in stock) it typically takes about 2-3 business days (Mon-Thu) to process your paperwork and get a charger ready for you. Allow for an additional day if the charger will be picked up outside of Durango. If chargers are out of stock, we will notify you and then chargers will be provided once available, but we generally try to keep our inventory ready for members.





Is the 90-day window from vehicle purchase or electrical installation?



It doesn't matter when you purchased your vehicle, as long as you own one. The 90-day window to qualify for the installation or independently purchased charger is from the date of installation.

I've ordered or placed a reservation for my electric vehicle but haven't received it yet. I'd like to get all the work done ahead of time, so can I still get a free charger or rebate for installing a 240V outlet?

If you have a reservation on a vehicle or are waiting to receive your EV and want to get the electrical work taken care of early, you are welcome to do so. However, if you cannot provide proof of purchase of the vehicle within 90 days of having that work completed, **you will not be eligible for the rebate.** Reservations do not qualify. You can still get a free charger once you have taken ownership of the vehicle.

What if I don't want a charger from LPEA. Can I buy my own?

If you would like to purchase your own level 2 charger, you can. LPEA will provide a rebate of up to 50% of the combined cost of the charger + installation, capped at \$250 total. This is Option 2 described on the [EV charging rebate](#) page of our website. Members who choose this route will not be eligible to receive a free charger in the future.

Do I own my charger, or does LPEA?

Once we give you the charger, it becomes your property. We only require that you maintain an active Wi-Fi connection and connection to LPEA's program. If you move somewhere in LPEA's service territory, you should take your charger with you, notify us, and reconnect your charger at your new address and account.

Why does it say 'rebate' form if I'm only applying for the charger?

The free charger is a part of our overall rebate program, even though you're receiving the charger instead of rebate funds. You'll use the same application for the free charger as for the rebates.

For more information visit lpea.coop/rebates, email us at rebates@lpea.coop, or call us (970) 247-5786.

