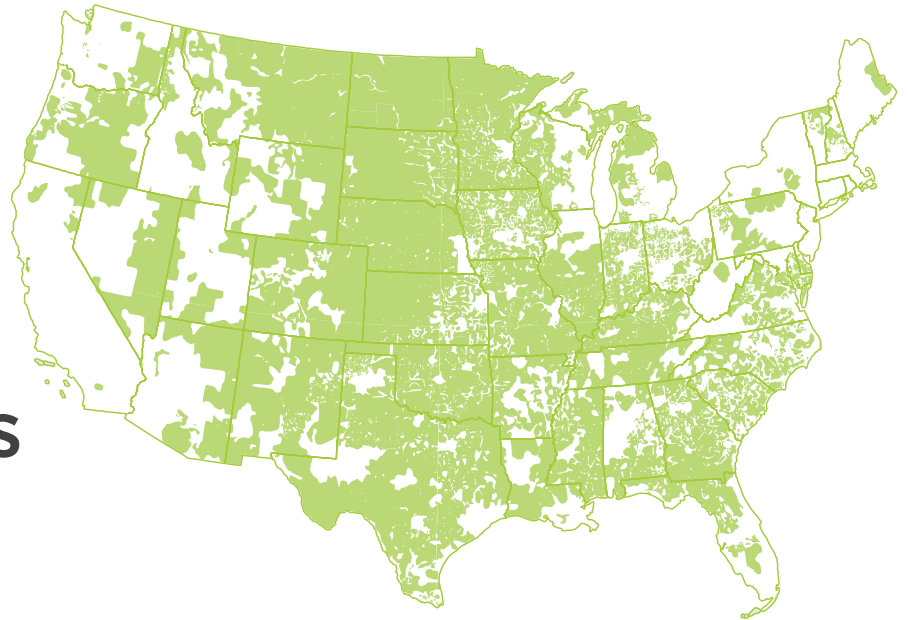


America's Electric Cooperatives

From booming suburbs to remote rural communities, America's electric cooperatives are energy providers and engines of economic development. Electric cooperatives play a vital role in transforming communities.

Cooperatives power
56%
of the nation's
landmass.



Own and maintain **42%** (2.7 million miles) of U.S. electric distribution lines that serve our communities.

Serve **42 million** people across **2,500+** counties, including **92%** of persistent poverty counties.

Power over **20 million** businesses, homes, schools and farms in 48 states.

In 2019, America's electric co-ops returned more than **\$1.3 billion** in capital credits to their consumer-members.

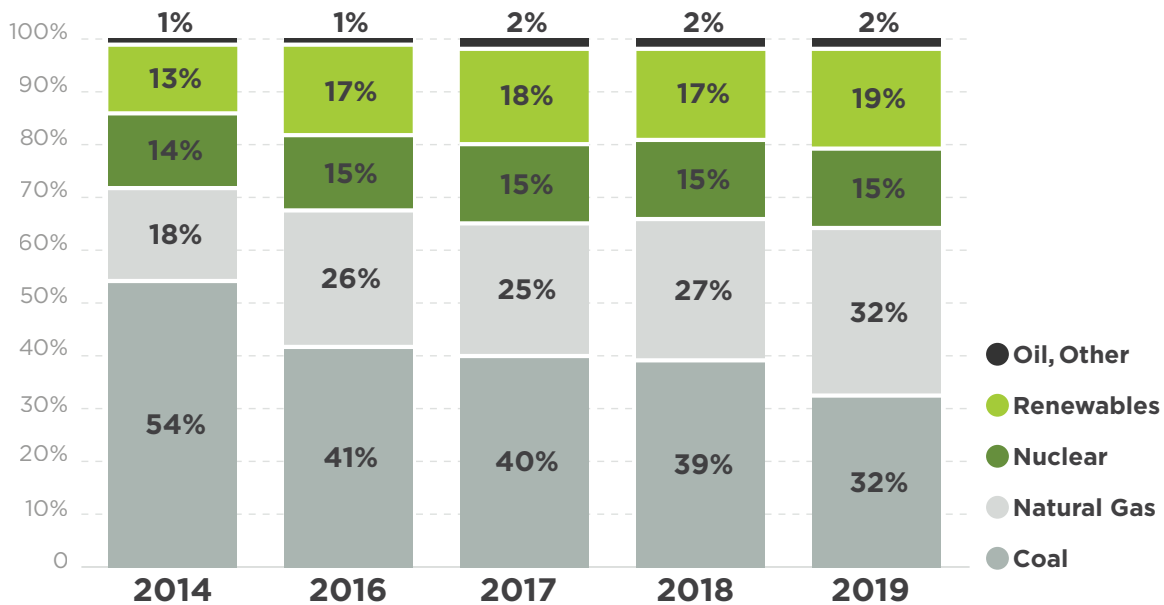
832 distribution cooperatives are the foundation of the electric cooperative network. They were built by and serve co-op members in the community with the delivery of electricity and other services.

63 generation & transmission cooperatives provide wholesale power to distribution co-ops through their own electric generation facilities or by purchasing power on behalf of the distribution members.

Electricity use and energy mix

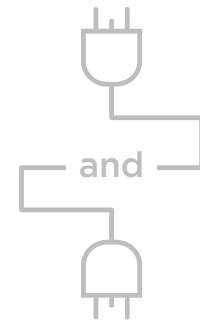
Co-ops rely on a diverse energy mix to ensure a reliable, affordable and responsible electricity supply that meets the needs of their consumer-members. More than two-thirds of the electricity delivered by co-ops to members comes from low- or zero-carbon sources.

Co-op Retail Fuel Mix 2014, 2016-2019



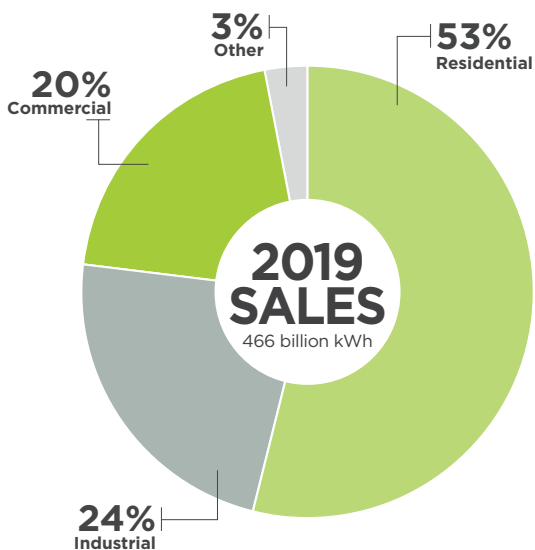
Source: NRECA research

Co-ops generate **5%** of total U.S. electricity



deliver **12%** of all U.S. electricity

Unlike the rest of the electric sector, electric co-ops sell the majority of their power to households rather than businesses. Keeping rates affordable is especially important for these consumer-members at the end of the line.



Source: RUS and CFC Form 7 data (excludes sales for resale)

HELPING RURAL COMMUNITIES RESPOND TO COVID-19

Throughout the pandemic, co-ops worked tirelessly to support their communities by keeping the lights on and finding new ways to lend a hand.

Since the start of the pandemic co-ops have:



Provided COVID testing and hosted vaccination clinics in high-demand areas



Donated masks and hand sanitizer



Established free wifi hotspots for students and families working from home



Donated laptops to schools



Delivered meals in their communities

Co-ops are reducing emissions ...

Cleaner air

Cooperatives are meeting member expectations by reducing emissions through a combination of emission-reduction measures at power plants and fuel switching to natural gas and renewables.

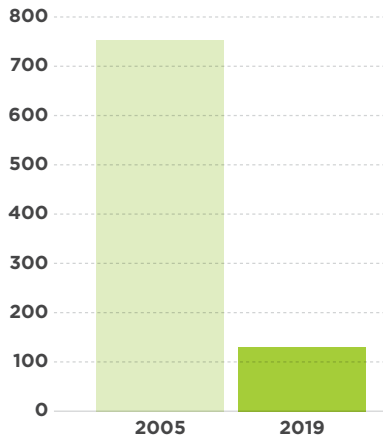
Co-ops have:

Source: EPA and EIA

Reduced **sulphur dioxide** emissions 83% from 2005-2019.

TOTAL SO₂ EMISSIONS

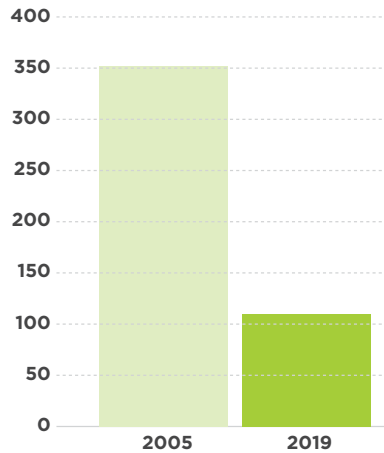
Thousands (short tons)



Reduced **nitrogen oxide** emissions 69% from 2005-2019.

TOTAL NO_x EMISSIONS

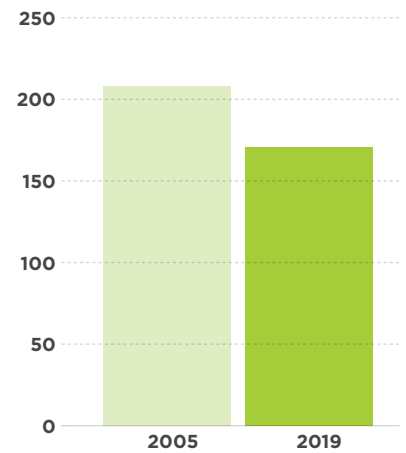
Thousands (short tons)



Reduced **carbon dioxide** emissions 18% from 2005-2019.

TOTAL CO₂ EMISSIONS

Millions (short tons)

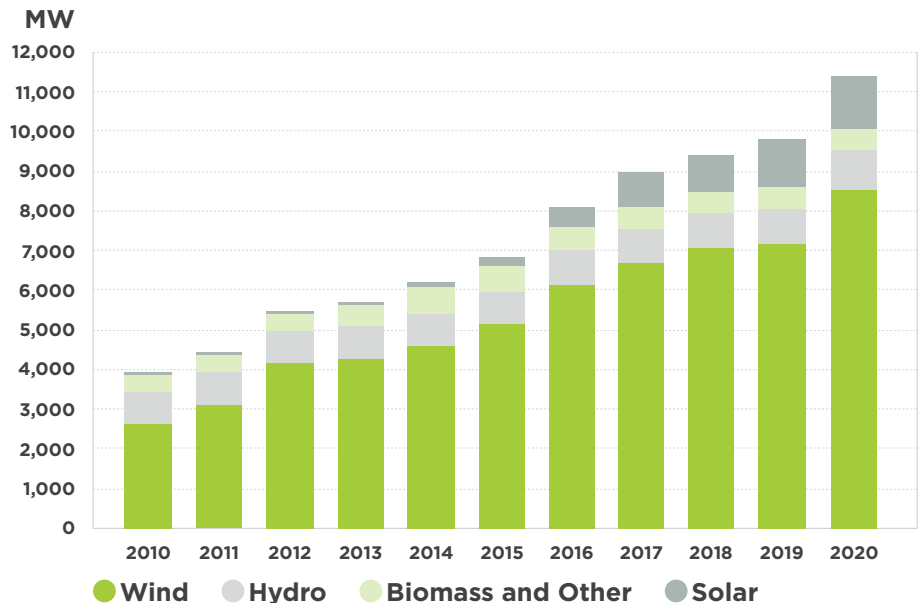


... and jump starting renewable energy growth



- From 2010 to 2020, co-ops nearly tripled their renewable capacity from 3.9 gigawatts to more than 11.4 gigawatts.
- Co-ops added more new renewable capacity in 2020, nearly 1.6 GW, than in any previous year.
- Electric co-ops have deployed enough wind and solar capacity to serve nearly 2.7 million homes.
- Co-ops have announced more than 6.4 GW of new renewable capacity additions planned from 2021-2024.
- Co-ops purchase 10 GW of hydropower from federal power marketing administrations and the Tennessee Valley Authority.

Cumulative Co-op Renewable Capacity, Owned and Under Contract



Note: Does not include federal hydro

Source: NRECA research

Electric cooperatives are hubs of innovation

As co-ops meet tomorrow's energy needs, they invest in the future of their communities.



Broadband: More than 200 co-ops are developing or planning to deploy broadband service to their members, giving them access to telehealth services, online learning, remote work and new possibilities for local businesses.

Smart Meters: Electric cooperatives lead the industry in smart meter deployment, with a 73% penetration rate of AMI meters, compared to 58% for the rest of the industry.



Energy Storage: Cooperatives have developed more than 50 energy storage projects, ranging from residential batteries to large utility-scale projects paired with renewable generation. Storage is an important element of microgrids, including on military installations.

Carbon Capture: Electric cooperatives are partners in more than \$30 million in innovative carbon capture technology research projects.



The cooperative difference

Electric co-ops are local energy and technology partners. Consumer-owned and not for profit, they are shaped by the specific needs of the communities they serve. This local, member-driven structure is one reason why cooperatives enjoy the highest consumer-satisfaction scores within the electric industry, according to J.D. Power and Associates and the American Consumer Satisfaction Index.

- Electric cooperatives are built by and belong to the communities they serve. They are led by members from the community and are uniquely suited to meet local needs.
- Electric cooperatives, on average, **score higher** than all other electric companies, according to the 2021 American Consumer Satisfaction Index.
- Co-ops earned the highest average score and had 5 of the top 7 satisfaction scores among all types of electric utilities in the J.D. Power and Associates 2020 Utility Customer Satisfaction Study.

Source: NRECA